

GUILD NEWS

Next Meeting
 Tuesday, 7:00 PM
 December 13, 2016 - 7:00 PM
 East Kentwood High School

December 13, 2016 Meeting Agenda

- Welcome Guests, New and Returning Members
- Member 'Show & Tell'
- Membership 2017 Dues & Membership Cards
- Guild Clothing Sales
- Meijer Family Day 2017 Presentation by LaStar Alicea
- 15 Minute Break
- 50/50 & Raffles
- Pizza & Holiday Treats

Guild Clothing Orders

Guild Clothing orders need to be placed and paid for by the close of the December 13, 2016 Guild meeting for items to arrive in early 2017.

Wayne Veneklasen will be taking orders for Guild Clothing items at our next meeting.

Please see the last page of this Newsletter for pictures, descriptions, sizes and prices of the items currently available.

If there is a Guild Clothing Item you would like to have that is not shown, please let Wayne know what you are looking for so he can explore whether or not we can special order it for you and perhaps others.

Craft Shows?

Are you interested in participating in Craft Shows? If so, contact a Guild Board member with the details of where and when the show will be held.

LaStar Alicea

LaStar Alicea is the person who coordinates 'Family Day' at Meijer Gardens. She will be at our December meeting to tell us about the Family Day 2017 events at Meijer Gardens

Prizes Withdrawn

At the November 28th Guild Board meeting, the Board voted to withdraw the Prize money from the Toy contest. The Board had hoped that 10 Guild members or more members would want to participate in the contest but to date, only three members signed up for the contest. As a result, the Contest will revert to a "Show and Tell" event at the December Guild Meeting

Family Day Toys

Family Day at Meijer Gardens will be held on Saturday, February 11, 2017 from 1:00 PM to 4:00 PM.

In the past, WM Woodworkers Guild members has supported this event by making hundreds of toys that were typically available to children in the 1880's. The Guild is hoping to do so again for the 2017.

The toys that we created in the past were Yo-Yos, Cup and Ball string toys, Spinning Tops, Magic Cube on a String and a toy called a 'Buzz-Saw, which is similar to what is known as a 'Spinning Button on a String.'

Great November Meeting

The '5 meetings in 1' format for the November Guild meeting was well received! While it was hoped that we would be able to get four sessions of the woodworking topics to be presented, we were only able to complete two rotations of the four topic groups by 9:30 PM.

Because the woodworking videos presented and the discussions that followed were so well received, the Board has elected to complete the final two rotations of the presentations at the January 10th 2017 meeting.

At the January meeting, after we Welcome Guests & Returning Members, do Show & Tell by the members, discuss Guild Business and do the Raffles, we will have two more rotations of the four twenty minute woodworking related video presentations and discussions for those members who missed two of the presentations last month.

The topics to be presented are; Dovetail Joinery w/John Pflug, Dados w/Garry Strout, Router Table Use w/Wayne Veneklasen and Sharpening w/Tom McDonald.

**Make our meetings
 even more fun -
 Bring a Friend!**

Pictures from November 8th Guild Meeting



Past President Garry Strout and Guests from Holland watching a Presentation on 'Blind Dove Tailing' by John Pflug.



Guild President Tom McDonald presenting details on how to get a 'Razor's Edge' on a chisel or plane iron.



Guild Members and Guests involved in a discussion on using a router table by Wayne Veneklassen.



Jim Jakosh also led a presentation and discussion group on creating 'Dados' but unfortunately, we don't have a picture of his group.



What more could a girl or boy ask for?

50/50 and Raffle Time!

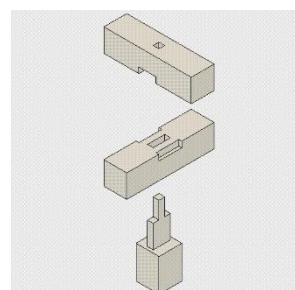
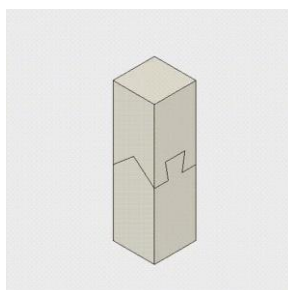
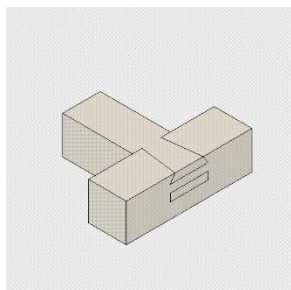
The 5 in 1 meeting format was well received by Guild Members and Guests. We had over 30 Members and Guests at the November meeting. We look forward to the Membership growing as the word gets out about what we are doing and how we do it!

Joinery Challenge

Every Woodworker likes to show off their creations and bask in the glory of their accomplishments. At the website noted below are examples of some insane joinery. Can you make any these joins? If so, Show Us! The Guild is challenging all woodworkers to create one or more of these this joints and to bring your version(s) of the join(s) to our December 13th meeting to present them in our 'Show and Tell' meeting segment.

https://twitter.com/TheJoinery_jp

Below are just a few of the 80 different join shown on the above website. Check it out and show us you can make one or more of them.



Visit Our Facebook Page: <http://www.facebook.com/groups/wmiwwguild>





Ideas for Future Meetings

At the November 28th Guild Board meeting ideas for topics for our monthly meetings were discussed. The Board wants to make presentations at our meetings interesting and varied. Some of the ideas that were presented for consideration were; Emergency First-Aid for the woodshop, Wood Burning, Mortise and Tenon Machine Demo, Making a leather sharpening Strop (Members hands-on activity) creating a Craft project- "How to Make a 'Pooping Puppy' candy dispenser" and holding a day-long, on a Saturday in June 2017, Timber Framing School followed by Picnic Supper.

In January 2017, we are going continue the rotating Woodworking Videos followed by discussion of the video topic presented. Our February meeting will feature an in-depth presentation on 'Woodworking Glues' by a representation of Titebond Company.

However, to make our meetings really special, the Board needs input from all the members, so please contact us what YOUR woodworking interests are and what topics you would like to see presented at our monthly meetings.

 **Guild Clothing** 

	<p>Knit polo shirt with pocket Silk Touch™ polo logo on right chest</p> <p>S,M,L,XL \$20.00 2X-4X add \$4.00</p>		<p>Washed Twill Cap</p> <p>\$10.00</p>
	<p>Crewneck Sweatshirt 8-ounce, 50/50 cotton/poly Double-needle stitching at waistband and cuffs 1x1 rib knit collar, cuffs and waistband with spandex</p> <p>S,M,L,XL \$16.00 2X-4X add \$4.00</p>		
	<p>Hooded Sweatshirt 8-ounce, 50/50 cotton/poly Double-needle stitching at waistband and cuffs Double-lined hood with dyed-to-match drawcord 1x1 rib knit cuffs and waistband with spandex Front pouch pocket</p> <p>S,M,L,XL \$22.00 2X-4X add \$4.00</p>		
	<p>100% Cotton T-Shirt with Pocket 6-ounce, 100% cotton Seamless double-needle 7/8" neck Single-needle sleeves and hem Taped neck and shoulders Double-needle, left chest pocket Logo on right chest</p> <p>S,M,L,XL \$13.00 2X-4X add \$4.00</p>		

Board of Directors

President
Thomas McDonald
President@westmichiganwoodworkers.org
616-706-8057

Vice President
Wayne Veneklassen
wvenekla@att.net

Secretary
Jim Jakosh
Jcj8515@att.net

Treasurer
Greg Quist
treasurer@westmichiganwoodworkers.org

Program Director
John Pflug
johnpflug2@gmail.com

Newsletter Editor
Position Open
newsletter@westmichiganwoodworkers.org

Past President
Garry Strout
strout@comcast.net

Board Member at Large
Pattie Dooley
Rosepedal27comcast.net



THANK YOU!

Thank you to all the members who provided items for the raffles at our Guild meetings.

616-534-0701
800-526-7308
616-534-7221 FAX

TUBERGEN
Cutting Tools, Inc.
5252 Division Ave. S., Kentwood, MI 49548

www.tubergen.net sharp@tubergen.net

Craft Supplies USA
THE WOODTURNERS CATALOG
Woodturnerscatalog.com
1-800-551-8876
Provo, Utah 84606

Carbide Specialties Incorporated

Design
Manufacturing
Sales
Service

3941 Eastern Avenue S.E.
Grand Rapids, MI 49508

Tom Roth Phone - (616) 241-1424
Toll Free - (800) 678-3313
Fax - (616) 241-1506

20% Discount
Exclusivity for WM
Guild Members

tom.r@carbidespecialties.com
www.carbidespecialties.com