



West Michigan Woodworkers Guild

February 2021
Newsletter

President's Corner

By Les Derusha

Next Meeting

Tuesday, February 9, 2021
7:00 PM

Online meeting via ZOOM

Available on any device that can
access the internet.



<https://us02web.zoom.us/j/84044624358?pwd=bU5CQzB6bjJDa2YxWktwcmo2bEkwQT09>

Meeting ID: 840 4462 4358
Passcode: 985831



The Guild's
Facebook page :

www.facebook.com/groups/wmiwwguild

Hello fellow woodworkers! Happy Polar Vortex 2021! It's a good time to get into the shop and build something, or just putz around.

During our upcoming meeting we will be live from the shop of Case VanderMaas where he will be talking about finishing. If you recall any of Case's show-and-tells from previous meetings, you will already know that when it comes to finishing, Case knows what he is talking about.

Here is the information about the upcoming meeting:

Time: Feb 9, 2021 05:30 PM Central Time (US and Canada)

<https://us02web.zoom.us/j/84044624358?pwd=bU5CQzB6bjJDa2YxWktwcmo2bEkwQT09>

Meeting ID: 840 4462 4358
Passcode: 985831

Find your local number: <https://us02web.zoom.us/j/84044624358?pwd=bU5CQzB6bjJDa2YxWktwcmo2bEkwQT09>

Can't wait to see you there!

-Les

January meeting recap

by Les Derusha and Case VanderMaas

Our speaker for our January meeting was Corey K. of AVID CNC from North Bend WA. Live via ZOOM He gave a thorough presentation on CNC start to finish using products available from AVID CNC.

Corey showed a wide understanding of the products and how they can be used by woodworkers. There were detailed descriptions of the available piece parts of a unique CNC solution and hardware that can grow with a woodworker's progressing CNC needs. A lot of information was given on the various steps required to complete a CNC project, from initial planning, laying out the pieces of the project and how they are cut, carved or drilled.



Many of the things we don't normally think of do to lack of experience were discussed, like various bits and Chip Load. Corey did a project start to finish using Vectric V-Carve to layout the project, selecting the tooling, defining cutter paths and live in his shop running the cutter program on his AVID CNC to create a sign. Enjoyed by all!

A couple of things to consider when researching CNC:

What is the ultimate use of the machine? Is it just for fun and home projects, or will it be used for production?

Machine footprint and size — will it need its own table, or just an open space on your benchtop?

Software — is it included or buy your own? How computer savvy are you to troubleshoot third party software?

Dedicated CNC spindle, or a standard router? There are positives and negatives to both.

A little research goes a long way. While this may seem a little daunting (maybe even frightening) it is not that difficult to learn and very rewarding. Accuracy and repeatability are big advantages.

Plain vs. Quarter vs. Rift Sawn Lumber

by Steve DeVries

For those of you who always wanted to know, but were afraid to ask, below is a good illustration of the different types of cuts that are commonly made in logs. I had been working with wood for a long time before I really understood these cuts. I had just always picked wood that I liked, but never really knew what the differences were.

CUTTING PATTERN: HOW A SAWYER SEES A LOG

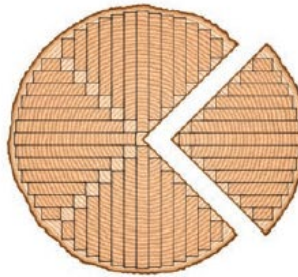
If you do an internet search for "rift-sawn vs. quartersawn grain," you'll get a bunch of images that look like the three below. The drawings are labeled with terminology used by the sawyer cutting

the log into boards, and to them, quartersawn and rift-sawn refer to the cutting pattern, not the grain. To a carpenter or woodworker looking at the grain, the labels are misleading.



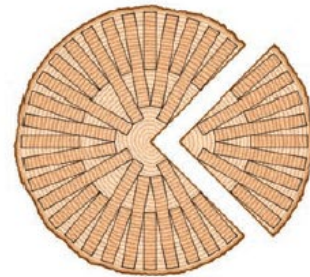
Plain-sawn

Boards vary by position, yielding a mixed bag of plain-sawn, quartersawn, and rift-sawn grain.



Quartersawn

Although some boards show quartersawn grain, most boards show only rift-sawn grain.



Rift-sawn

Every board shows all quartersawn grain, with no rift-sawn grain at all.

GRAIN PATTERN: HOW A BUILDER SEES A LOG

The sequence used to cut a log into boards will, of course, vary. But below is a look at where in the cross section of a log the boards that a builder would define as having plain-sawn, quartersawn, and

rift-sawn grain are located. Each board has distinct differences, not only in appearance, but also in stability and amount of seasonal expansion and contraction.



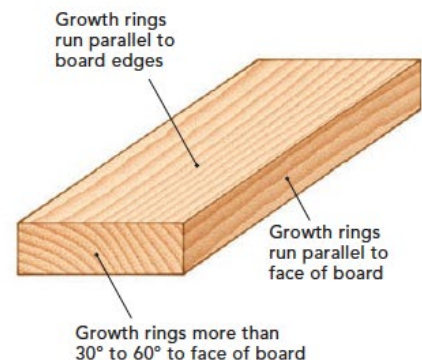
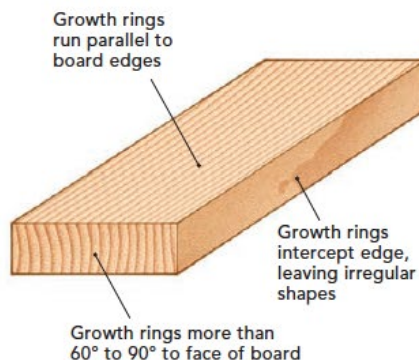
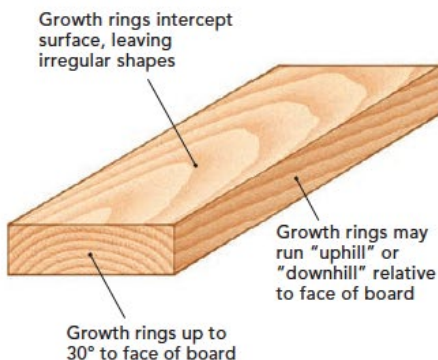
Plain-sawn



Quartersawn



Rift-sawn



EST 1928
WOODCRAFT®

NEW LOCATION NOW OPEN

2914 Broadmoor SE
Grand Rapids, MI 49512
616-957-9663

www.woodcraft.com/stores/grand-rapids
woodcraft550@gmail.com

Free monthly flyer:
Woodworking Equipment & Supplies,
Classes, Demos, Advice

Econaway Abrasives
Producing Top Quality Abrasive Products Since 1953

Sanding Belts and Abrasives

Jim Schultz
Phone : 616-846-2550
Grand Haven, Michigan
<http://www.econaway.com/>

Special Pricing for Guild Members!

Build something awesome

Step-by-step plan books for the coolest wooden toys in the world
by S.G. Devries

Available at
amazon



The BIG Truck Plans



The BIG Steam Roller Plans



The BIG Dozer Plans

All plan books include scale drawings of every part, hundreds of procedural photographs, and complete instructions.

HARDWOODS®
HARDWOODS SPECIALTY PRODUCTS

Proudly Distributing

DRAGON PLY
PREMIER HARDWOOD PLYWOOD

BALTIC BIRCH
HARDWOOD PLYWOOD

Introducing

Titebond®
THE PRO'S ADVANTAGE™

3056 Walker Ridge Drive NW, Ste A
Grand Rapids, MI 49544 • 616-784-9800

888-826-5528 • hardwoods-inc.com



Bill's Sharpening

Alan Hoard
billssharpending.com

5780 Alpine Ave NW
Comstock Park, MI 49321

alan@billssharpending.com
616.734.1755

10% off listed price to those who show
membership card.

Chris Powers
Inside Sales
616-784-9800

Cpowers@hardwoods-Inc.com

Web information

West Michigan Woodworkers Guild Board of Directors

President - Les Derusha

President@westmichiganwoodworkers.org

Vice President - Dale Smith

ahumanoid@hotmail.com

Secretary - Chris Taylor

taylor.christopher.james@gmail.com

Treasurer - Case Vander Maas

case.vm@gmail.com

Program Director - John Pflug

johnpflug2@gmail.com

Newsletter Editor - Steve Devries

newsletter@westmichiganwoodworkers.org

Guild Contact - Tom McDonald

information@westmichiganwoodworkers.org

616-706-8057

Board Members at Large

Patti Dooley

Rosepedal27@comcast.net

Greg Quist

Gquist43@gmail.com

Wayne Veneklasen

wvenekla@att.net

Jim Jakosh

jcj7815@att.net

Mitch Hoogland

mitch.hoogland@gmail.com

The Guild's Facebook page :
www.facebook.com/groups/wmiwwguild

The Guild's website :
www.westmichiganwoodworkers.org



SHERWIN-WILLIAMS®

**Special discounts for all West Michigan
Woodworkers Guild Members at any
Sherwin-Williams store.**

FESTOOL®

Tools for the toughest demands

Craft Supplies USA

THE WOODTURNERS CATALOG

Woodturnerscatalog.com

1-800-551-8876

Provo, Utah 84606

TONTIN

HARDWOODS & MILLWORKS

Retail & Wholesale Lumber Sales

565 Godfrey SW

Grand Rapids, MI 49503

Jeremy Stokes

General Manager

616-774-9332

Jeremy@tontingr.com

www.tontingr.com



616-534-0701

800-526-7308

616-534-7221 FAX

5252 Division Ave. S., Kentwood, MI 49548

www.tubergen.net

sharp@tubergen.net