



West Michigan Woodworkers Guild

March 2020
Newsletter

President's Corner

By Les Derusha

Next Meeting

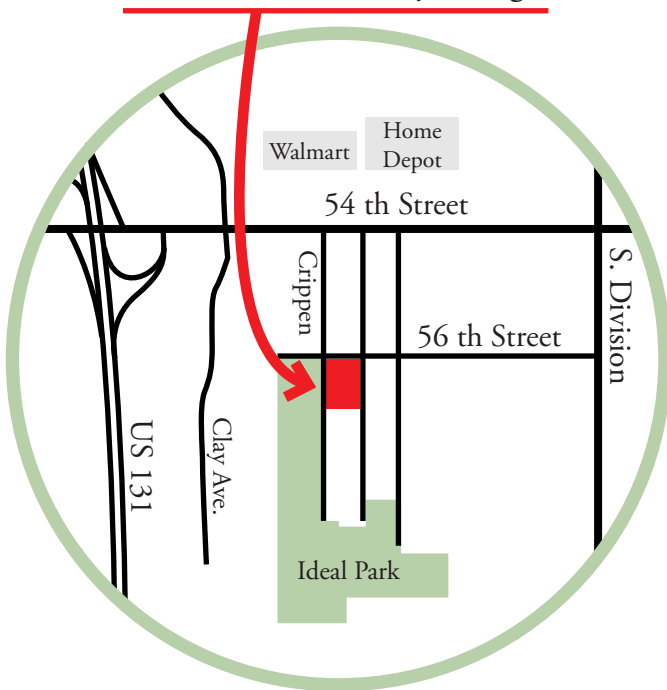
Monday, March 9, 2020

7:00 PM to 9:30 PM

Ideal Park Christian Reformed

Church Activity Center

320 56th Street SW, Wyoming MI



DRESS FOR SUCCESS or should I say survival? Is your shop cool, like unheated in the winter? Or just uncomfortably cool where you dress to conditions? What I'm getting at is baggy clothing, particularly at your sleeves and waist, is hazardous.

The average individual's reaction time is .15 to .2 seconds. Taking into consideration the age of our Guild the number is a little higher than that.

Now for the numbers: A 1" router bit running at 30,000 RPM can pull your sleeve (and arm) 100 times faster than you can react to it. A 3" bit at 12,000 RPM is the same. Compared to reaction time you have not a chance in h#%\$ to avoid it.

What about your table saw?

10" blade runs at about .0029 seconds of snatch time. You are getting the idea. Our tools move much faster than we possibly can.

What does this all mean?

- No baggy clothing
- Sleeves either buttoned up or rolled above the elbows
- Check those dangling sweatshirt strings
- NEVER LEAN OVER A RUNNING EXPOSED TABLE SAW BLADE with the blade turning

Stay Safe.

Reminder

The March meeting will be on
Monday, March 9, 2020,
NOT Tuesday the 10th.

March 9, 2020 Meeting agenda

Welcome to guests & returning members

Guild business discussion

- Membership dues are now \$25 for the 2020 calendar year.

Member Show & Tell

- Two minute limit per project.

Cool Tools with Dale Smith

15 minute break

Raffle Drawings

Presentation — Sketchup by Don Stump

Sketchup is a 3D drawing program that is easy to learn and doesn't intimidate the way a commercial drafting program might. Even so, learning something new can be difficult.

The usefulness of being able to visualize projects in 3D is an incredibly valuable tool, but only if you know how to use it. Come to the March meeting to learn more.

Upcoming Meetings

Tuesday, April 14, 2020

Presentation : Epoxy wood finishes by Sam Lacina.

Tuesday, May 12, 2020



Sanding Belts and Abrasives

Jim Schultz

Phone : 616-846-2550

Grand Haven, Michigan

<http://www.econaway.com/>

Special Pricing for Guild Members!

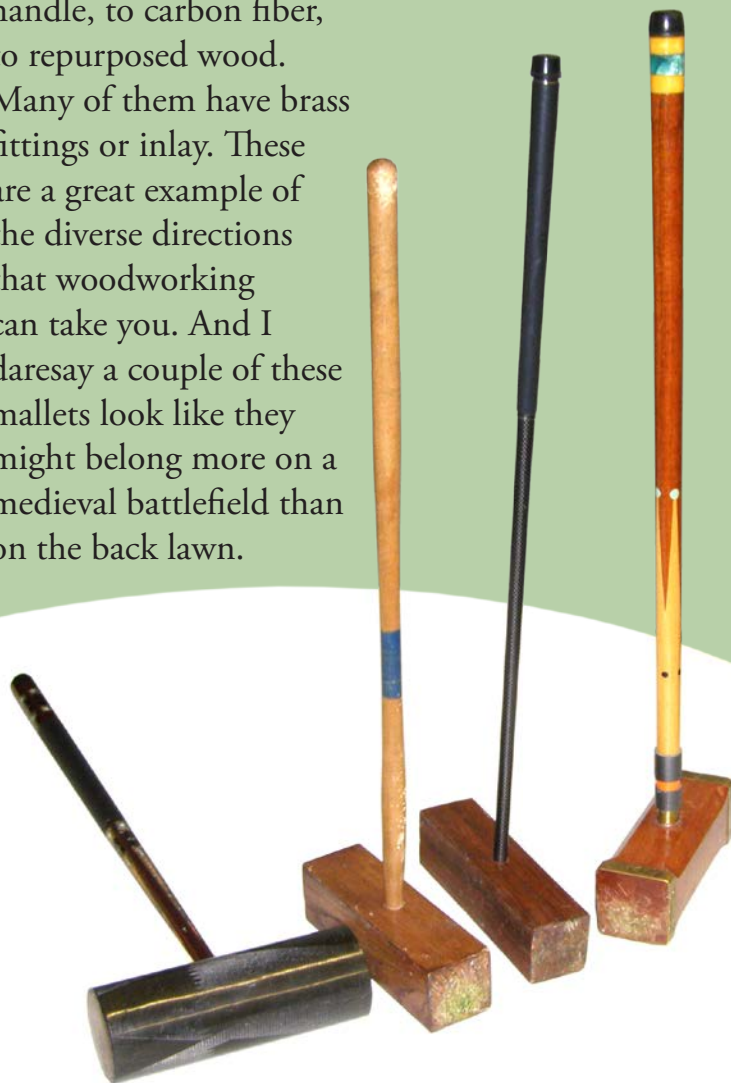
EST 1928
WOODCRAFT®

**4265 28th Street SE
Grand Rapids, MI 49512
616-975-9663**

Get a free monthly flyer which highlights their Product Specials, Training Classes and in Store Demonstrations.'

To receive free mailers and catalogs, contact WOODCRAFT at the address shown above or email the Grand Rapids Woodcraft Store Manager.
woodcraft550@gmail.com

Croquet, the sport of kings (or was that Polo?). Either way, Jeremy Meyering brought in a bunch of croquet mallets he had built. There are a variety of materials on these mallets, from an old pool cue handle, to carbon fiber, to repurposed wood. Many of them have brass fittings or inlay. These are a great example of the diverse directions that woodworking can take you. And I daresay a couple of these mallets look like they might belong more on a medieval battlefield than on the back lawn.



February show and tell





Chuck Richardson brought in an amazing map of the great lakes he made. The wood is a walnut round that he flattened with a router. The lakes are made with Black Diamond pigment powder and the entire thing has an epoxy finish. What a great project. The water even sparkles!





HARDWOODS
HARDWOODS SPECIALTY PRODUCTS

Proudly Distributing




Introducing



Titebond
THE PRO'S ADVANTAGE™

3056 Walker Ridge Drive NW, Ste A
Grand Rapids, MI 49544 • 616-784-9800


888-826-5528 • hardwoods-inc.com

Craft Supplies USA
THE WOODTURNERS CATALOG
Woodturnerscatalog.com
1-800-551-8876
Provo, Utah 84606

10% off listed price to those who show
membership card.

Chris Powers
Warehouse/Inside Sales
616-784-9800

Cpowers@hardwoods-Inc.com



Turned square bowls look so cool. Steve Babcock brought in this small bowl he made. Sorry, I forgot to write down which finished he used, or wood, but it reminds me of Sassafras wood.



Don Veld brought in several large wooden gift tags that he made for use at his church. I know sometimes we think our projects (whether we bring them in to show-and-tell or not) need to be these fancy elaborate things. The projects that Don brings in are a great reminder that often times people really just appreciate something that is hand-made and that someone has put the time and effort into because they care. Thanks Don for all your great contributions to the guild.



Sam Lacina is well known in the fishing world for his hand-made fish nets. This piece falls into the realm of sculpture. This net has a caribou horn on the end and eight coats of epoxy finish. Although it is certainly usable as a fish net, I rather think this one has a reserved spot on the wall of someone's den, maybe above a fireplace. Wow.



Almost certainly the youngest person to ever attend one of our meetings . . . by a couple of decades.



This tea table was made by Doug Scott. While it isn't uncommon for Doug to bring in a piece of marvelous furniture, on this table he experimented with a 16 segment veneer top. Even though I have seen how people get those segments to meet perfectly, I am not sure that I really understand it. Wonderful job, Doug.

TONTIN

HARDWOODS & MILLWORKS

Retail & Wholesale Lumber Sales

565 Godfrey SW
Grand Rapids, MI 49503

Jeremy Stokes

General Manager

616-774-9332

Jeremy@tontingr.com

www.tontingr.com



616-534-0701

800-526-7308

616-534-7221 FAX

www.tubergen.net

sharp@tubergen.net

February presentation recap

presentation by Dale Smith



The scroll saw is such a versatile tool. Dale Smith did a demonstration of some inlay work using the Michigan map. There are so many facets to the scroll saw, it is almost impossible to cover it during a short newsletter blurb, so instead, enjoy the photos of some of Dale's work, and take a look at just how many different things the scroll saw can do!



Community involvement opportunity

By Chris Taylor

Chris Taylor discussed an opportunity for the Guild to be involved with the community. Chris is building a bunch of nesting chairs (chairs that stack and/or 'nest' together for easier storage) to be donated to a charity — and yes, it was difficult to resist saying they were being donated to '**chairity**'.



Image copyright : Jay's Custom Creations (jayscustomcreations.com).
Used by permission of Jay Bates.

Here is the YouTube video showing the construction of these chairs:
If you are interested in helping Chris out with building one/multiple of these chairs, let him or one of the board members know, and we can put you in touch with him.

<https://www.youtube.com/watch?v=EuT-X18gX-4&t=255s>

West Michigan Woodworkers Guild Board of Directors

President - Les Derusha
President@westmichiganwoodworkers.org

Vice President - Dale Smith
ahumanoid@hotmail.com

Secretary - Chris Taylor
taylor.christopher.james@gmail.com

Treasurer - Case Vander Maas
case.vm@gmail.com

Program Director - John Pflug
johnpflug2@gmail.com

Newsletter Editor - Steve Devries
newsletter@westmichiganwoodworkers.org

Guild Contact - Tom McDonald
information@westmichiganwoodworkers.org
616-706-8057

Board Members at Large
Patti Dooley
Rosepedal27@comcast.net

Greg Quist
Gquist43@gmail.com

Wayne Veneklasen
wvenekla@att.net

Jim Jakosh
jcj7815@att.net

Mltch Hoogland
mitch.hoogland@gmail.com

Web information

The Guild's Facebook page :
www.facebook.com/groups/wmiwwguild

The Guild's website :
www.westmichiganwoodworkers.org



SHERWIN-WILLIAMS®

Gustavo Diaz, Area Sales Manager
4499 Ivanrest Avenue, SW
Grandville, MI 49418
616-249-8137
sw1757@sherwin.com

FESTOOL®

Tools for the toughest demands

Build something awesome

Step-by-step plan books for the coolest wooden toys in the world
by S.G. Devries

Available at
amazon



[The BIG Truck Plans](#)



[The BIG Steam Roller Plans](#)



[The BIG Dozer Plans](#)

All plan books include scale drawings of every part, hundreds of procedural photographs, and complete instructions.