



West Michigan Woodworkers Guild

November 2020

Newsletter

President's Corner

By Les Derusha

Next Meeting

Tuesday, November 10, 2020

7:00 PM

Online meeting via ZOOM

Available on any device that can access the internet.

A link to the ZOOM meeting will be sent out to the e-mail on file with the guild prior to the meeting.

The Guild's
Facebook page :

[www.facebook.com/groups/
wmiwwguild](https://www.facebook.com/groups/wmiwwguild)

**The best way to
stay in touch while
staying apart . . .**

Dear Members, Woodworking Friends, and even those just checking out a new hobby!

Wow. I for one am very happy that the first guild ZOOM meeting went so well. A lot of people have donated their time and effort to put out a quality meeting and the effort paid off. Thank you so much.

In addition, a big thanks to all those who attended the meeting. It was great to see your faces and make a connection even though it cannot be in person (and unfortunately, probably won't be in person for some time yet).

It may seem like a small thing to some, but your attendance isn't just about what you can get out of the meeting, it is also about helping others feel connected. For some, this time of separation is extremely difficult and seeing familiar faces, even if just online once a month can seem like a moment of stability in an otherwise chaotic world.

Our next meeting will be on
Tuesday November 10th at 7:00PM.
(Mark your Calendar).

Dale Smith will be talking about dust collection. Steve DeVries gave us a primer in the October newsletter showing his small shop setup, and Dale will be scaling things up to a larger system.

Hope to see you there! Stay healthy! Stay Safe!

How to access ZOOM

Zoom for newbies

To participate in virtual meetings you'll need to download the FREE Zoom software.

Desktop and laptop computer users should go online to zoom.us, join as a free basic member by entering your email and a password, and look under the "resources" tab for the download. Smartphone users, go to your app store for "zoom cloud computing." There are many concise videos on line showing you how to install and start Zoom.

Joining the meeting. When you receive an invitation in your email, just look for the Zoom link to join meeting, and click it.

Full screen. In the meeting, look in the upper right corner of your screen and click "enter full screen," to see the biggest picture.

Views. Also in the upper left, you'll see either "Speaker View" or "Gallery View," click to switch. In Gallery View, you see Hollywood Squares. In Speaker View, the person talking fills your screen. You can switch back and forth.

Mute/Unmute. Look in the lower left corner of your screen for a wee microphone, here you can Mute your sound, and Unmute. Switch back and forth to see how it works; in many setups, the space bar acts as a "press to talk" switch.

Smartphones will show a bigger better picture if you turn them sideways.

More Zoom controls appear as icons on the bottom of the screen. You can experiment with them.

Exit. Click "Leave the Meeting," in red at lower right, to end the session.

See you at the virtual meeting!



<https://www.youtube.com/watch?v=FnFSBjFvK2o&t=2s>



<https://www.youtube.com/watch?v=fMUxzrgZvZQ>



<https://zoom.us/resources>

Show us what you have!

The Guild's
Facebook page :

[www.facebook.com/groups/
wmiwwguild](http://www.facebook.com/groups/wmiwwguild)

Since Dale will be talking about dust (not of the bunny variety) we want to see what others in the guild are doing for dust collection in their shops.

Post photos of your dust collection system to facebook and join the discussion! Large or small, there is always something you can learn from someone else's experience.

If Facebook isn't your thing, you can send photos of your dust collection systems to Steve DeVries for our next newsletter.

newsletter@westmichiganwoodworkers.org



Calling all projects! We need your help!

The guild leadership is working on a way to integrate Show-and-Tell into our online meetings. It has been consistently one of the most popular segments of our in-person meetings.


No need to wait to show off that project! Send photos and a brief description of your projects to Steve DeVries for publication in the Newsletter! Some common information to include would be: type of wood used, finish, joint style, how long it took to build, and any other interesting facts about your project. This doesn't stop you from bringing it in when we start up in-person meetings again, but this way you get to show it off twice!

Send to : newsletter@westmichiganwoodworkers.org



October meeting recap

by Steve DeVries



In October Dale Smith gave us a tour of the new Woodcraft store which has considerably more space than the old store.

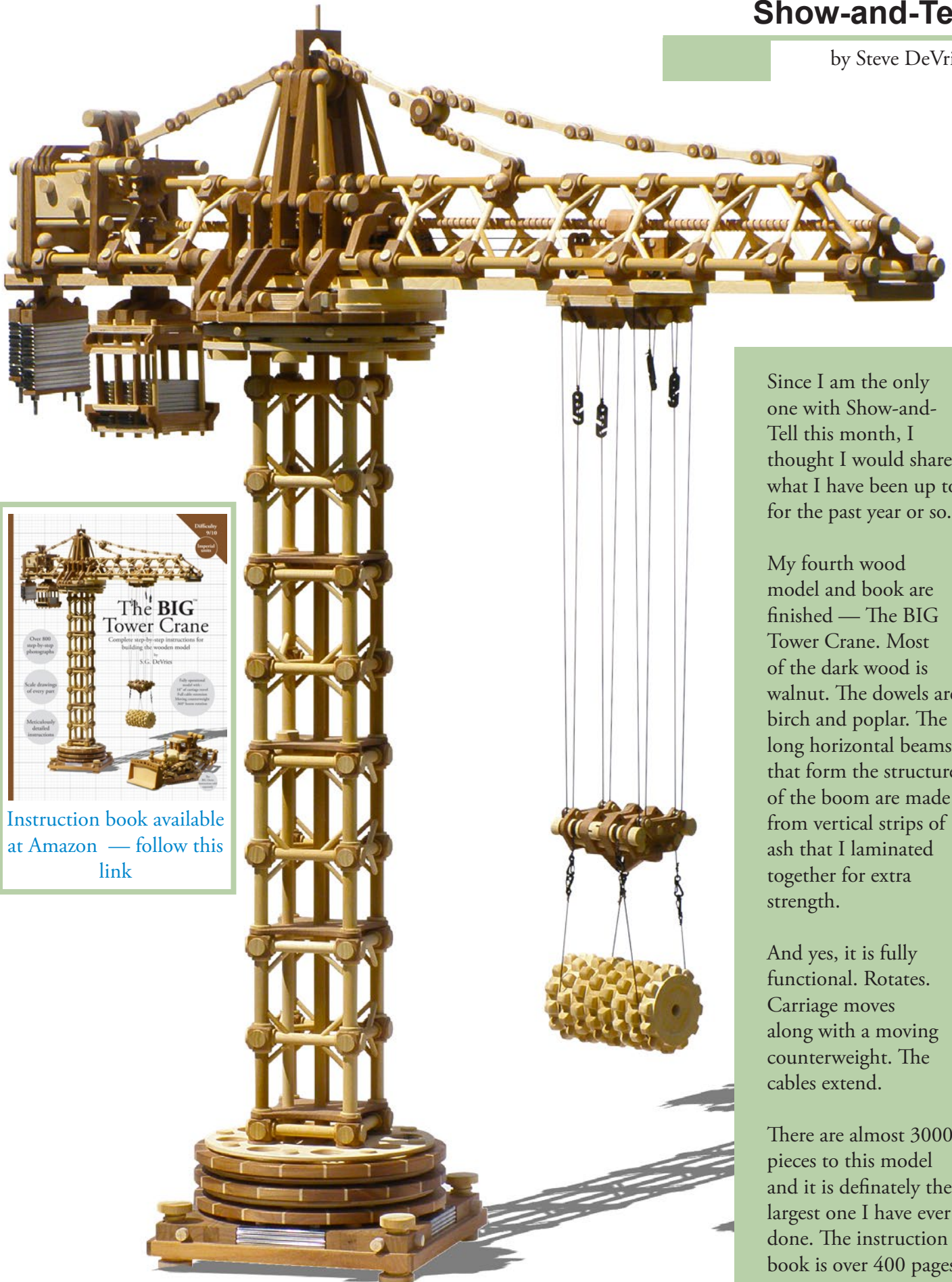
Now, it would be impossible to try to list everything here, let us just assume that if you need it, they probably have it. They even have that bizarre little thingy attachment for the dohickey machine. I know I like to rummage through the cut-off bins for interesting wood for model building.

If you haven't visited, you should some time to check out their new space.



Show-and-Tell

by Steve DeVries



Since I am the only one with Show-and-Tell this month, I thought I would share what I have been up to for the past year or so.


My fourth wood model and book are finished — The BIG Tower Crane. Most of the dark wood is walnut. The dowels are birch and poplar. The long horizontal beams that form the structure of the boom are made from vertical strips of ash that I laminated together for extra strength.

And yes, it is fully functional. Rotates. Carriage moves along with a moving counterweight. The cables extend.

There are almost 3000 pieces to this model and it is definately the largest one I have ever done. The instruction book is over 400 pages.



Instruction book available at Amazon — follow this [link](#)



EST 1928
WOODCRAFT®

NEW LOCATION NOW OPEN

2914 Broadmoor SE
Grand Rapids, MI 49512
616-957-9663

www.woodcraft.com/stores/grand-rapids
woodcraft550@gmail.com

Free monthly flyer:
Woodworking Equipment & Supplies,
Classes, Demos, Advice

Econaway Abrasives
Producing Top Quality Abrasive Products Since 1953

Sanding Belts and Abrasives

Jim Schultz
Phone : 616-846-2550
Grand Haven, Michigan
<http://www.econaway.com/>

Special Pricing for Guild Members!

Build something awesome

Step-by-step plan books for the coolest wooden toys in the world
by S.G. Devries

Available at
amazon



The BIG Truck Plans



The BIG Steam Roller Plans



The BIG Dozer Plans

All plan books include scale drawings of every part, hundreds of procedural photographs, and complete instructions.

HARDWOODS®
HARDWOODS SPECIALTY PRODUCTS

Proudly Distributing



DRAGON PLY
PREMIUM HARDWOOD PLYWOOD

BALTIC BIRCH
HARDWOOD PLYWOOD

Introducing

Titebond®
THE PRO'S ADVANTAGE™

3056 Walker Ridge Drive NW, Ste A
Grand Rapids, MI 49544 • 616-784-9800

888-826-5528 • hardwoods-inc.com

**10% off listed price to those who show
membership card.**

Chris Powers
Inside Sales
616-784-9800

Cpowers@hardwoods-inc.com

West Michigan Woodworkers Guild Board of Directors

President - Les Derusha

President@westmichiganwoodworkers.org

Vice President - Dale Smith

ahumanoid@hotmail.com

Secretary - Chris Taylor

taylor.christopher.james@gmail.com

Treasurer - Case Vander Maas

case.vm@gmail.com

Program Director - John Pflug

johnpflug2@gmail.com

Newsletter Editor - Steve Devries

newsletter@westmichiganwoodworkers.org

Guild Contact - Tom McDonald

information@westmichiganwoodworkers.org

616-706-8057

Board Members at Large

Patti Dooley

Rosepedal27@comcast.net

Greg Quist

Gquist43@gmail.com

Wayne Veneklasen

wvenekla@att.net

Jim Jakosh

jcj7815@att.net

Mitch Hoogland

mitch.hoogland@gmail.com

TONTIN

HARDWOODS & MILLWORKS

Retail & Wholesale Lumber Sales

565 Godfrey SW

Grand Rapids, MI 49503

Jeremy Stokes

General Manager

616-774-9332

Jeremy@tontingr.com

www.tontingr.com

Web information

The Guild's Facebook page :
www.facebook.com/groups/wmiwwguild

The Guild's website :
www.westmichiganwoodworkers.org



SHERWIN-WILLIAMS®

**Special discounts for all West Michigan
Woodworkers Guild Members at any
Sherwin-Williams store.**

FESTOOL®

Tools for the toughest demands

Craft Supplies USA

THE WOODTURNERS CATALOG

Woodturnerscatalog.com

1-800-551-8876

Provo, Utah 84606



www.tubergen.net

sharp@tubergen.net