



West Michigan Woodworkers Guild

April 2021
Newsletter

President's Corner

By Les Derusha



Next Meeting

Tuesday, April 13, 2021
7:00 PM

Online meeting via ZOOM

Available on any device that can
access the internet.



Join Zoom Meeting

[https://us02web.zoom.us/
j/83520023951?pwd=L25UbzlNV-
FR2U045SDZtVWZXbmNwUT09](https://us02web.zoom.us/j/83520023951?pwd=L25UbzlNV-FR2U045SDZtVWZXbmNwUT09)

Meeting ID: 835 2002 3951
Passcode: 334514



The Guild's
Facebook page :

[www.facebook.com/groups/
wmiwwguild](https://www.facebook.com/groups/wmiwwguild)

Hello all my fellow woodworkers!

Just as a reminder to those who were not at the last guild meeting, we have decided that for the rest of this season (April, May, June) we will stay with the online format for our meetings. The intent is that by the fall, most people will be vaccinated and the pandemic situation will have improved enough for us to kick off our 2021-2022 season with a fall picnic in lieu of our usual spring picnic.

For our April Guild meeting we will have Greg Johnson from Carter Products to talk about their products of interest to woodworkers. Greg will focus mostly on bandsaw items and turning tools and accessories.


For May's meeting we will have a presentation from a representative from Sawstop.

So until we meet again in person, there is always something to do in the wood shop — or shopping for the wood shop. I expect to see some fantastic show-and-tell this coming fall!

Stay Safe.
-Les

Coming up in April

If you are a woodworker (since you are reading this, you probably are) you have probably heard of Carter Products. Carter Products holds a special place for those of use from West Michigan since they are based in Grand Rapids. Carter doesn't make power tools — they make power tools better. Their band saw guides are considered some of the best the world has to offer and we are excited to have Greg Johnson talk to us at our April meeting about their products.

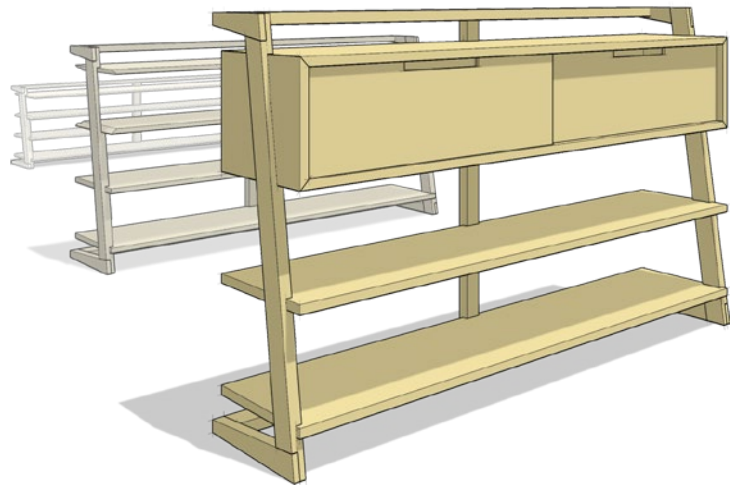


March meeting recap

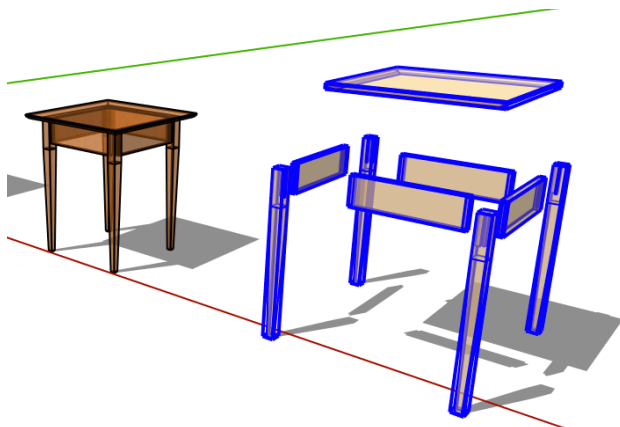
by Steve DeVries
presentation by Chris Taylor

I know SketchUp gets mentioned a lot when talking about woodworking, and no doubt some of you are tired of hearing about it or think it is only for the generation of tech-savvy young'uns. No doubt some of the woodworkers in the late 1800's saw this new-fangled invention called the "drill press" and thought the same thing, but we now accept the drill press as an essential tool.

You don't have to use SketchUp, but learning another tool is always a good thing.



Digital pre-assembly



Exploding projects down to their individual components



Project phasing and sub-assembly

X-ray mode can help to look at joints, part interfaces, and design problems



Cool tools

by Steve DeVries

I do not have Dale Smith's oratorical flair or know anywhere near the amount of different tools available on the market, but there are a few things that I use on a regular basis that I have found to be very helpful.



DFM's dowel plate has holes for every 1/32" from 5/8" down to 1/8" in diameter — better than most you will find. I use this draw plate to accurately size dowels of even exotic hardwoods for model building. I built the wood block to hold it so I had a large cavity underneath.





Miniature square — in addition to being great for model building due to its size, using the provided metal pins also allows it to be used as a center finder.

Please note : DFM Toolworks is not paying me or contacted me in any way. I have bought a few of their tools and just really like them.



Lots of companies make speed squares. I like this one by DFM because it has holes every 1/16", includes metal pins so that you can angles other than 45°, and is small enough to put in your pocket. Even though small, it is large enough that you can use it on 2x4's.





Miniature belt sander. Sometimes even a small 1" wide belt sander is just too much power for the small parts I make when model building. I found this small sander on Amazon, and honestly, I thought to myself, "Really? Just how good can a \$50 mini belt sander from China be?" I have had bad experiences with Chinese tools before, but I decided to risk it.

Let me tell you : **This is not a piece of junk.** Someone took real pride in their work. There is no plastic on this tool, it is all made from machined aluminum and uses metal bearings. The belt tension and tracking is fully adjustable, and the switch allows it to be run at five different speeds. I use this all the time on small parts and precision work. It uses a standard sized belt that is easy to find.

I recently discovered the Dado tool. Brand names go by "The Kerfmaster" but I bought a generic one. This little tool allows you to perfectly size rabbets and dado's regardless of what type of blade you are using. No more need for a Dado stack (which I don't own anyway). The nice thing is that I can even use this on my small hobby table saw. Well worth the money.



How to access ZOOM

Zoom for newbies

To participate in virtual meetings you'll need to download the FREE Zoom software.

Desktop and laptop computer users should go online to zoom.us, join as a free basic member by entering your email and a password, and look under the "resources" tab for the download. Smartphone users, go to your app store for "zoom cloud computing." There are many concise videos on line showing you how to install and start Zoom.

Joining the meeting. When you receive an invitation in your email, just look for the Zoom link to join meeting, and click it.

Full screen. In the meeting, look in the upper right corner of your screen and click "enter full screen," to see the biggest picture.

Views. Also in the upper left, you'll see either "Speaker View" or "Gallery View," click to switch. In Gallery View, you see Hollywood Squares. In Speaker View, the person talking fills your screen. You can switch back and forth.

Mute/Unmute. Look in the lower left corner of your screen for a wee microphone, here you can Mute your sound, and Unmute. Switch back and forth to see how it works; in many setups, the space bar acts as a "press to talk" switch.

Smartphones will show a bigger better picture if you turn them sideways.

More Zoom controls appear as icons on the bottom of the screen. You can experiment with them.

Exit. Click "Leave the Meeting," in red at lower right, to end the session.

See you at the virtual meeting!



<https://www.youtube.com/watch?v=FnFSBjFvK2o&t=2s>



<https://www.youtube.com/watch?v=fMUxzrgZvZQ>



<https://zoom.us/resources>

EST 1928
WOODCRAFT®

NEW LOCATION NOW OPEN

2914 Broadmoor SE
Grand Rapids, MI 49512
616-957-9663

www.woodcraft.com/stores/grand-rapids
woodcraft550@gmail.com

Free monthly flyer:
Woodworking Equipment & Supplies,
Classes, Demos, Advice

Econaway Abrasives
Producing Top Quality Abrasive Products Since 1953

Sanding Belts and Abrasives

Jim Schultz
Phone : 616-846-2550
Grand Haven, Michigan
<http://www.econaway.com/>

Special Pricing for Guild Members!

Build something awesome

Step-by-step plan books for the coolest wooden toys in the world
by S.G. Devries

Available at
amazon



The BIG Truck Plans



The BIG Steam Roller Plans



The BIG Dozer Plans

All plan books include scale drawings of every part, hundreds of procedural photographs, and complete instructions.

HARDWOODS®
HARDWOODS SPECIALTY PRODUCTS



DRAGON PLY
PREMIER HARDWOOD PLYWOOD

BALTIC BIRCH
HARDWOOD PLYWOOD

Proudly Distributing

Introducing

Titebond®
THE PRO'S ADVANTAGE™

3056 Walker Ridge Drive NW, Ste A
Grand Rapids, MI 49544 • 616-784-9800

888-826-5528 • hardwoods-inc.com



Bill's Sharpening

Alan Hoard
billssharpener.com

5780 Alpine Ave NW
Comstock Park, MI 49321

✉ alan@billssharpener.com
616.784.1755

10% off listed price to those who show
membership card.

616-784-9800

GrandRapids@hardwoods-Inc.com

West Michigan Woodworkers Guild Board of Directors

President - Les Derusha

President@westmichiganwoodworkers.org

Vice President - Dale Smith

ahumanoid@hotmail.com

Secretary - Chris Taylor

taylor.christopher.james@gmail.com

Treasurer - Case Vander Maas

case.vm@gmail.com

Program Director - John Pflug

johnpflug2@gmail.com

Newsletter Editor - Steve Devries

newsletter@westmichiganwoodworkers.org

Guild Contact - Tom McDonald

information@westmichiganwoodworkers.org

616-706-8057

Board Members at Large

Patti Dooley

Rosepedal27@comcast.net

Greg Quist

Gquist43@gmail.com

Wayne Veneklasen

wvenekla@att.net

Jim Jakosh

jcj7815@att.net

Mitch Hoogland

mitch.hoogland@gmail.com

Web information

The Guild's Facebook page :
www.facebook.com/groups/wmiwwguild

The Guild's website :
www.westmichiganwoodworkers.org



SHERWIN-WILLIAMS®

**Special discounts for all West Michigan
Woodworkers Guild Members at any
Sherwin-Williams store.**

FESTOOL®

Tools for the toughest demands

Craft Supplies USA

THE WOODTURNERS CATALOG

Woodturnerscatalog.com

1-800-551-8876

Provo, Utah 84606

TONTIN

HARDWOODS & MILLWORKS

Retail & Wholesale Lumber Sales

565 Godfrey SW

Grand Rapids, MI 49503

Jeremy Stokes

General Manager

616-774-9332

Jeremy@tontingr.com

www.tontingr.com



616-534-0701

800-526-7308

616-534-7221 FAX

www.tubergen.net

sharp@tubergen.net