



# West Michigan Woodworkers Guild

October 2024  
Newsletter

## Up Coming Meeting

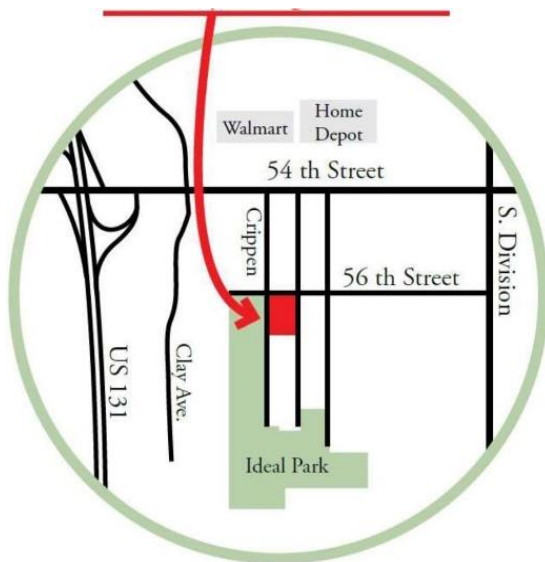
**Tuesday, October 8<sup>th</sup>, 7:00 pm** (setup 6:30)

**Ideal Park Christian  
Reformed Church  
Activity Center  
320 56<sup>th</sup> Street SW  
Wyoming, MI**



### October Demo

Master furniture builder **Doug Scott**  
is sharing his furniture refinishing  
methods and techniques.



### October Show and Tell

All are invited to share your latest  
project or creation with us!  
Big or small, any condition.

(receive 3 free raffle tickets)

### October Raffle

Bring in an unwanted tool, wood,  
whatever to donate to our raffle to  
support the guild.

(enter and win a bargain as well)

## President's Corner


by Les Derusha



For the October meeting we are introducing a new feature of the Guild meetings. For lack of a better name, I'll call it **Ask and Answer**.

We all have issues, in the shop, on a project, a technique, our tools or the shop itself. I would ask for anyone looking for help to share it with the audience. It could be discussed shortly **OR Plan B**, make an arrangement where the Asker and the Answer person can discuss the issue and/or visit the Asker's or Answer's shop for a hands-on session.

This does a couple of things; 1. It addresses the Asker's problem and 2. The two participants get to know each other better and their skills as well.



The other benefit of this situation is just being in another's shop and getting ideas for layout, storage, tools, handy jigs etc. that you may be interested in or hadn't even thought about

This would also help meet the Guild's By-Laws Purpose statement: **"woodworkers sharing knowledge and skills"**.



So come join us for our next meeting and **Ask** for help!



One more thing about help, the Guild **NEEDS** a new **Vice-President**. It's to fill in for the president when they are not available. Mostly this is running Guild meetings when the president is not there. If you have any interest, call me at 616 446-4008.

## September Show and Tell

**Tom McCarthy.**      Rocking Chair: 1<sup>st</sup> Place \$50

Sycamore / Red Oak stain / 2 coats Varathane



**Dennis Beard**      tie 2<sup>nd</sup> Place \$25

Marine seal in tearing flag






**Doug Scott** tie 2<sup>nd</sup> Place \$25

Drop leaf side table.

Cherry / Turned Legs / Drop Leaf



**Case VanderMaas.** Wooden wall hanging to match wife's quilted one



**Don Kosbar.** Routed out Box, and wooden hamburger



# October's Tools - Tips - Tricks

## Self-Centering Hinge Drill Bit

- Drill accurate holes for hinges, handles, drawer slides and more.
- Standard hex shape fits all power bit and quick-change chucks.
- Spring loaded
- Self-centering



## Hard Wax Oil Finishes (Briwax, Osmo)

**Easy to apply** – Brush, Roller, Pad, Cloth, (doesn't need dust free room)

**Safe for food contact** when cured. Low or no VOC's

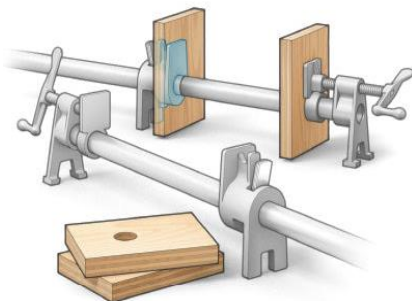
**Hardens.** Use for floors, doors, furniture, mill work, boxes etc.



**Hand Rub look.** Buff if desired  
**Reapply easily** when needed  
**Will not crack or peel**



## Pads for Pipe Clamps



After struggling with trying to keep loose pads in place when using pipe clamps, I hit upon the idea of attaching the pads to the clamps. To accomplish this, I simply drill a hole for the pipe through a scrap of plywood. I typically use 1/2" or 3/4" ply, cutting the pieces an inch or two wider than the clamp's jaws to better distribute the clamping pressure. I position the holes so the bottom edge of the pad is just barely above the bench surface when the clamp is standing on its feet. And I can customize the height of the pad depending on what I'm clamping. (Good for Glue-ups)





The Guild's Facebook page:

[www.facebook.com/groups/wmiwwguild](http://www.facebook.com/groups/wmiwwguild)

(Take a picture of the QR code with your cell phone camera) →



Notice: The Guild's original Website is being updated and should be available soon

## Guild Supporters

EST 1928  
**WOODCRAFT®**

**2914 Broadmoor SE**  
Grand Rapids, MI 49512  
616-957-9663

[www.woodcraft.com/stores/grand-rapids](http://www.woodcraft.com/stores/grand-rapids)  
[woodcraft550@gmail.com](mailto:woodcraft550@gmail.com)

Free monthly flyer:  
Woodworking Equipment & Supplies,



### We Sell the Best Brands in Woodworking

The best woodworking has to offer from brands like Festool, JET, RIKON and more!

**FESTOOL**



**JET**



**RIKON**

**LAGUNA  
SuperMax**

### Free October Demos at Woodcraft

#### **Power Carving w Eric Gorges**

Saturday Oct. 5, 10 am-2pm


**THE FOREDOM  
EXPERIENCE**



**FEATURING  
KUTZALL**

#### **Sharpening your Tools**

Saturday Oct. 12, 1pm-2pm



#### **Intro to Knife Making**

Saturday Oct. 19, 1pm-2pm





**Bill's Sharpening**

5252 Division Ave S.  
Kentwood, MI 49548  
(616) 784-1755



Producing Top Quality Abrasive Products Since 1953

**Sanding Belts and Abrasives**

Jim Schultz

Phone: 616-846-2550

Grand Haven, Michigan

<http://www.econaway.com/>

**Special Pricing for Guild Members!**



**SHERWIN-WILLIAMS®**

**Special discounts for all West Michigan  
Woodworkers Guild Members at any  
Sherwin-Williams store.**

**FESTOOL®**

Tools for the toughest demands



**Carter Products Company, Inc.**

2871 Northridge Drive, NW  
Grand Rapids, MI 49544

Toll Free: 888.622.7837

Phone: 616.647.3380

Monday to Friday 8am to 5pm EST



**Atwood Forest Products**

1177 17 Mile Rd NE,

Cedar Springs, MI 49319

616-696-0081 Office

[atwoodforestproducts.com](http://atwoodforestproducts.com)




**Wolverine Hardwoods Inc**

2810 113th Ave, Allegan, MI 49010

(269) 686-7004

[wolverinehardwoods.com](http://wolverinehardwoods.com)

**GrandRapids@hardwoods-Inc.com**



show members card for 10% off 616-784-9800



**TEEPLES  
& TEAGUE LAW PLLC**

230 Fulton Street E. - Suite J  
Grand Rapids, MI 49503  
(616) 776-7200

Attorney at Law  
[kteague@teeplesteague.com](mailto:kteague@teeplesteague.com)