

November 2024

Newsletter



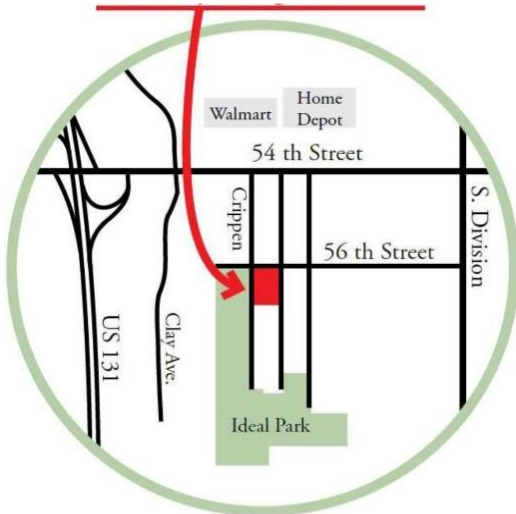
West Michigan Woodworkers Guild

Up Coming Meeting

Tuesday, November 12th, 7:00 pm (setup 6:30)



**Ideal Park Christian
Reformed Church
Activity Center
320 56th Street SW
Wyoming, MI**



November's Presentation

Joe Beam

furniture maker



A former high school shop teacher who left teaching 25 years ago to pursue a career in furniture making. He will share how he runs his business making custom furniture for a nationwide network of interior designers. His presentation is full of visual examples of the furniture making process as well as photos of completed pieces and the story behind them. To view a sample of his work and videos, visit his website:

www.beamcustom.com



November 'Show and Tell'

All are invited to share your latest project or creation with us! Big or small, any condition.

(receive 3 free raffle tickets)

November 'Raffle'

Bring in an unwanted tool, wood, whatever to donate to our raffle to support the guild.

(enter and win a bargain as well)

President's Corner

by Les Derusha



I spent a 35-year career at IBM as a Technical Sales Rep which included a lot of travel. This travel included a lot of education (4-6 weeks per year), conferences, seminars and onsite customer visits. I firmly believe I learned something new on each of these trips that had nothing to do with the purpose of the trip. Things like a new software product I had no experience with new complimentary products from other vendors and more personal things that had little or nothing to do with either computers or IBM. This information was available because I was around a lot of people with a lot of skills.

I would like to think that our monthly meetings here at the Guild provides that opportunity for informal information and skills exchange between members and guests. Similar to my experience at IBM, here at the Guild meetings we are around a lot of people with a lot of exceptional skills.

To help promote that interchange of information our Guild Name Badges are designed to help start that conversation with your fellow woodworkers. Your **Guild Name Badge** includes a line of **Skills** and **Interests** to promote conversation.

Carrying that a step further, you could assist in skills transfer by offering your fellow woodworker assistance with a project problem and/or a visit to your own or their workshop for a hands-on session.

By coming to our meetings, silently absorbing the presentation and going home you are missing a lot of the value of the meeting. At your next meeting start a conversation with your fellow woodworkers, it could be very valuable to you **AND** them!

Don't have a badge? There is a **Sign-up Sheet** on a clipboard on the table beside the badges. Fill out your **Name**, **Skills** and **Interests** and I will have a new badge for you next month!

Remember, you're not going to live long enough to make all the mistakes yourself, you're going to need some help.



One more thing about help, the Guild **NEEDS** a new **Vice-President**. It's to fill in for the president when they are not available. Mostly this is running Guild meetings when the president is not there. If you have any interest, call me at 616 446-4008.

October's Meeting Highlights

October Demo: Doug Scott

Master furniture builder **Doug Scott** shared his furniture refinishing methods and techniques.



- Howard's Feed & Wax
- Zinsser Wood Bleach
- Zinsser Shellac
- Aqua Coat
- Minwax Pre-Stain Conditioner
- Minwax Wood Hardener
- Antiquax Polish
- Johnson Paste Wax

Touch up finish Without stripping finish

Clean surface by wiping with paint thinner to clean any oils or any other foreign debris on the surface. use a stain closest to the color of the furniture with a cloth or paper towel. Let dry atleast one hour. Spray don't brush a coat of (lacquer) of the same sheen over the stain to seal the stain.

Taking care of white rings

Clean with Naptha or paint thinner the area plus atleast one inch around the ring.

This tip is on a finished peice, then lightly spray Lacquer of the same sheen until the area is covered, let dry and don't touch for no less than 24 hours.

Taking care of black rings (especialy on oak)

Rust-oleum paint makes a kit to bleach out black spots but it's under the brand name (ZINSSER) flow directions to a T.

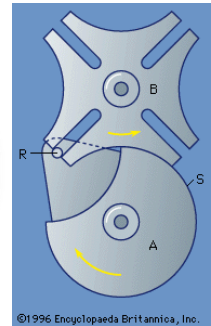
Using Stain Conditioner

Stain conditioner prevents blotchy look especialy with Cherry, and Pine or Birch. Or use a home brew of 1 to2 cups of boiled linseed oil, mixed with 1 gal. mineral sprits, Brush on heavy let set for 10 minuites and wipe off exess then fallow normal finishing.

October *SHOW & TELL*

Jim Jakosh: Clock

Made from a **Madrone** Log
With **Geneva Movement**



Geneva mechanism, one of the most commonly used devices for producing intermittent rotary motion, characterized by alternate periods of motion and rest with no reversal in direction


Tom Howorth: Inlaid Cutting Board & Design Piece



Cutting Board:
Maple, Walnut,
Purpleheart
Inlay.
Howard's oil
wax finish



Designed Dished Piece shows
Einstein's Theory of Relativity
Represents Space & Time



October *SHOW & TELL*

Joe Knauf: Business Card Holder & Toaster Tongs

Purple Heart, Maple



Dennis Beard: Serving Tray

A solid **Cherry** serving tray
exquisitely engraved on the CNC.

Merry Christmas and a Happy New Year!





Outstanding Special Recognition



Don Stump: Giant Coffee Cup Planter



Made from 7 different varieties of Michigan grown hardwoods. Oak, Walnut, Hard Maple, Ash, Hickory, Spalted Maple, Cherry.


168 total tiles. 136 Hours: Build and install time.

Finish: Danish Oil, 6 coats Minwax exterior gloss Varathane, Thompson water seal.

42" top diameter / 32" bottom diameter / 36" tall



Handle from 7 layers of marine plywood



Framing cut on the CNC



Outstanding Special Recognition



John Pflug: Timber Framed Workshop 50' x 130'

Using it for workshop, metal shop, automotive work.

All the beams and post are from local trees cut-sawn on the Wood-Mizer. Center posts are 20 feet tall.



Beam supports have unique designs and Bible verse wording inscribed from the CNC.



Entry door: finished with hard wax oil



Outstanding Special Recognition



Bryan Vaughn: Floor Crib Bed

Bed made of **Black Walnut**. **Red Oak** slats and **Jatoba** latch pins.



"The two challenging parts were the pocket tapered dovetails and the door latch. Also, the spindles were a little of work based on the quality that I needed to make. All in all, I'm very happy with how it turned out."



Pocket tapered dovetails



The door latch mechanism needed to be easy to use, kid proof and locking action and was an idea result of the "ask a question" initiative at the guild meeting.



The Guild's Facebook page:

www.facebook.com/groups/wmiwwguild

(Capture this QR code with your cell phone camera) →



Notice: The Guild's original Website is being updated and should be available soon

Guild Supporters

EST 1928
WOODCRAFT®

2914 Broadmoor SE
Grand Rapids, MI 49512
616-957-9663

www.woodcraft.com/stores/grand-rapids
woodcraft550@gmail.com

Free monthly flyer:
Woodworking Equipment & Supplies,
Classes, Demos, Advice



FESTOOL



LAGUNA
SuperMax

FREE Events at Woodcraft

"TURN FOR TROOPS"

Saturday Nov. 9th, 12-4
Sunday Nov. 10th 11-3



POWER CARVING W Eric Gorges

Saturday Nov. 16th, 10 am-2pm



LASER ENGRAVING

Sat. Dec. 7th 1pm



Guild Supporters



Bill's Sharpening

5252 Division Ave S.

Kentwood, MI 49548

(616) 784-1755



Producing Top Quality Abrasive Products Since 1953

Sanding Belts and Abrasives

Jim Schultz

Phone : 616-846-2550

Grand Haven, Michigan

<http://www.econaway.com/>

Special Pricing for Guild Members!



SHERWIN-WILLIAMS®

**Special discounts for all West Michigan
Woodworkers Guild Members at any
Sherwin-Williams store.**

FESTOOL®

Tools for the toughest demands



Carter Products Company, Inc.

2871 Northridge Drive, NW

Grand Rapids, MI 49544

Toll Free: 888.622.7837

Phone: 616.647.3380

Monday to Friday 8am to 5pm EST



Atwood Forest Products

1177 17 Mile Rd NE,

Cedar Springs, MI 49319

616-696-0081 Office

atwoodforestproducts.com




Wolverine Hardwoods Inc

2810 113th Ave, Allegan, MI 49010

(269) 686-7004

wolverinehardwoods.com

GrandRapids@hardwoods-Inc.com



show members card for 10% off 616-784-9800



**TEEPLES
&
TEAGUE LAW PLLC**

230 Fulton Street E., Suite J
Grand Rapids, MI 49503
(616) 776-7200

Attorney at Law
kteague@teeplesandteague.com